

# THERMAL SHUTOFF ANTI SLAG SAFETY DEVICE

- This section covers Thermal Shutoff or Anti Slag Safety Devices




- THERMAL SHUTOFFS HAVE TO BE MOUNTED DIRECTLY TO THE HOLDER.
- THERMAL SHUTOFF HAS TO GO BETWEEN THE HOLDER AND THE OXYGEN CONTROL VALVE.
- FUNCTION IS TO STOP MOLTEN STEEL FROM DAMAGING THE CONTROL VALVE.
- IF THE CONTROL VALVE IS DAMAGED OPERATOR WILL NOT BE ABLE TO SHUTOFF THE FLOW OF OXYGEN.

# **THERMAL SHUTOFF ANTI SLAG SAFETY DEVICE**


- Thermal Shutoffs or Anti Slag Safety Devices are designed to prevent fires in control valves and oxygen hoses
- They serve 3 functions
- Trap Slag; The centered bronze filter element stops slag
- Thermal Shut Off; Stops flow of oxygen to the lance pipe when it reaches 160 degrees c
- Check Valve; Prevents back flow

# THERMAL SHUTOFF ANTI SLAG SAFETY DEVICE





# HOLDER WITH PROPERLY INSTALLED THERMAL SHUTOFF

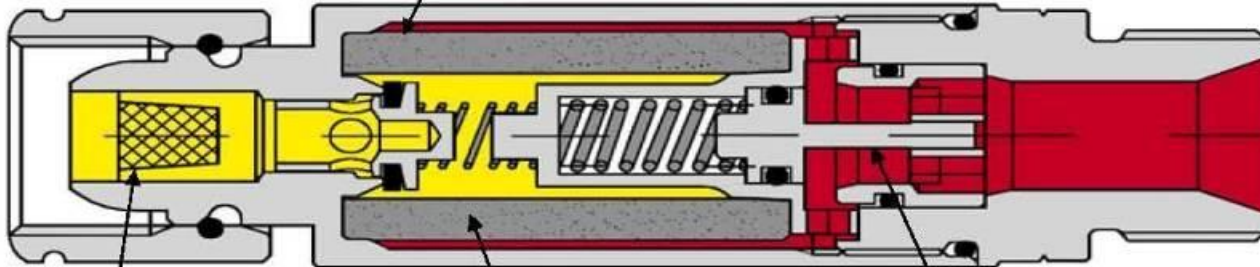


# **ANTI SLAG VERSUS FLASH BACK ARRESTOR**

- Flash Back Arrestors are designed to operate with Fuel Gas and Oxygen
- Anti Slag designed for use with a single gas
- Flash Back Arrestor uses different technology to stop fire that starts with a fuel mixture
- Anti Slag Device designed to prevent molten metal from starting a fire.

Normal Gas Flow

- Check valve stops reverse flow of gases



- Flame barrier stops flashbacks

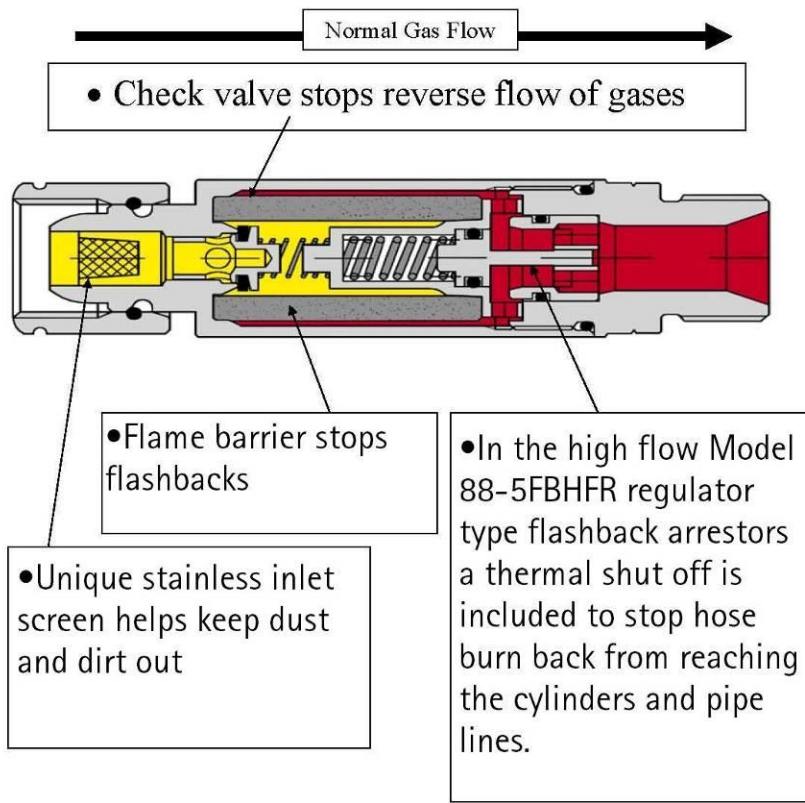
- Unique stainless inlet screen helps keep dust and dirt out

- In the high flow Model 88-5FBHFR regulator type flashback arrestors a thermal shut off is included to stop hose burn back from reaching the cylinders and pipe lines.



# Flashback Arrestors vs. Anti-Slag Devices

## Flashback Arrestor



## Anti-slag safety device

